






# Let's Get It Read! 3.18

Here are the Text-to-Speech tools within **Read&Write for Windows** for reading materials in a variety of formats.

<h2>Read Aloud</h2>  <p><u>Used for reading:</u></p> <ul style="list-style-type: none"><li>• Word &amp; Excel documents</li><li>• Web pages (HTML)</li><li>• Emails</li><li>• Proofreading</li><li>• <a href="#">Video Tutorial for Read Aloud</a></li></ul>	<h2>Read the Web</h2> <p>Found under Speech Settings</p>  <p><u>Used for reading:</u></p> <ul style="list-style-type: none"><li>• Web pages (HTML)</li><li>• Informational reading</li><li>• Hover Speech</li><li>• No clicking or highlighting</li></ul>
<h2>PDF Reader</h2>  <p><u>Used for reading:</u></p> <ul style="list-style-type: none"><li>• Accessible PDF's</li><li>• Close/In-depth Reading</li><li>• Accessible means has been scanned by OCR system (This is in Read&amp;Write's Scanning Tool. See Below.)</li><li>• <a href="#">Video Tutorial for PDF Reader</a></li></ul>	<h2>Screenshot Reader</h2>  <p><u>Used for reading:</u></p> <ul style="list-style-type: none"><li>• JPG, PNG, Images, Flash</li><li>• Inaccessible PDF's</li><li>• Shorter passages</li><li>• Everything and anything</li><li>• <a href="#">Video Tutorial for Screenshot Reader</a></li></ul>
<h2>Scan</h2>  <p><u>For:</u></p> <ul style="list-style-type: none"><li>• Changing Format (PDF, Word, ePub)</li><li>• Posting accessible class docs in LMS (Moodle, Canvas, Blackboard, etc.)</li><li>• Makes PDF's accessible using OCR</li><li>• <a href="#">Video Tutorial for Scan</a></li></ul>	